




THE SWALLOW:

**BUILD A NEST
FIND A SWALLOW**

1ST CLASS AND UPWARDS



BIRDBRAIN.IE/VIDEOS

WATCH THE SWALLOW VIDEO BY SCANNING QR CODE AND THEN SEE IF YOU CAN DO THE ACTIVITIES



These activities help the child to be present in nature using a number of their senses – sound, touch and sight. It will teach the children to recognise a swallow by sound and sight. This exercise will encourage the children to appreciate the wonders of nature – how difficult it is to build a nest with no hands!

A) PRETEND YOU ARE A SWALLOW AND SEE IF YOU CAN FIND ALL THE THINGS YOU NEED TO BUILD YOUR NEST...

Stick each nest building item to a piece of paper and label it. Or try and build a nest yourself! Can you imagine how difficult it would be with no hands!

STICK YOUR ITEM BELOW


LABEL YOUR ITEM BELOW





THE SWALLOW:

BUILD A NEST
FIND A SWALLOW 1ST CLASS AND UPWARDS



BIRDBRAIN.IE

B) CLICK ON THE LINK WWW.BIRDBRAIN AND LISTEN TO WHAT SWALLOWS SOUND LIKE. THEN GO OUTSIDE, CLOSE YOUR EYES AND LISTEN.

Can you hear any? YES NO

If you can't hear any, open your eyes and see if you can spot any? YES NO

Are they sitting on the roof of your house or on telephone wires? YES NO

Can you spot any nests ? YES NO

Write down what signs of swallows you see.

